

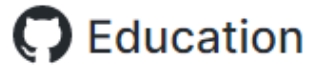
# HOW TO ACTIVATE MY GITHUB STUDENT PACK

By:  
Web Team  
University of Peradeniya

Open your browser and go to *education.github.com*

[Back to GitHub.com](#)

[GitHub Support](#) [Contact GitHub](#)



[Students](#)

[Teachers](#)

[Schools](#)

[Events](#)

[Get benefits](#)

# Real-world tools, engaged students

GitHub Education helps students, teachers, and schools access the tools and events they need to shape the next generation of software development.



## GitHub Student Developer Pack

The best developer tools, free for students



## GitHub Campus Experts

Training to enrich the technology community at your school

Scroll down and click on [Learn with GitHub Education](#)



GitHub for students

# With GitHub, your work will speak for itself.




Get access to the best developers tools, for free.  
Level up your community with leadership training.  
Prep to shine on technical teams in industry.

[Learn with GitHub Education](#) →

Now you will be prompted to this page.  
Click on [Get benefits for students](#)

[Back to GitHub.com](#)

[GitHub Support](#) [Contact GitHub](#)

 Education

[Students](#)

[Teachers](#)

[Schools](#)

[Events](#)

[Get benefits](#)

[Home](#) / [Students](#)

# With GitHub Education, your work will speak for itself.

Build your portfolio, grow your network, and level up your skills.

[Get benefits for students](#)



Fill the details and GitHub will recognize your active GitHub account and auto-fills some details

The screenshot shows a form for adding a school email address. At the top, there is a radio button selected for an email address ending in ".ac.lk". To the right, a green button with a checkmark and the text "University of Peradeniya" is visible. Below this is a button labeled "+ Add an email address". The main question is "What is the name of your school?". A note below it says: "Note: If your school is not listed, then enter the full school name and continue. You will be asked to provide information about your school on the next page." The text "University of Peradeniya" is entered in the input field. Below the input field, a message states: "We chose this school based on your email. If this isn't your school, please use a different email." The next question is "How do you plan to use GitHub?". The text "I use GitHub for research and study purpose" is entered in the input field. At the bottom, a green button labeled "Submit your information" is circled in red. A disclaimer at the bottom reads: "Please note, your request cannot be edited once it has been submitted, so please verify your details for accuracy before sending them to us."


**Student package is only valid for selected universities.  
GitHub will auto detect that your email address belongs to University of Peradeniya  
If not, please enter the name of the university**

**Click on Submit your information**

# You have successfully activated your GitHub Student Pack

[Back to GitHub.com](#)

[GitHub Support](#) [Contact GitHub](#)

 Education

[Students](#) [Teachers](#) [Schools](#) [Events](#)

[Home](#) / [Get benefits](#)

## Thanks for submitting!

Be sure to check your email. If you don't hear from us within the hour, you should receive an email from us in less than **about 1 month**. Have an Octotastic day!

**GitHub**

Product

Features

Security

Enterprise

Customer stories

Platform

Developer API

Partners

Atom

Electron

Support

Docs

Community Forum

Professional Services

Learning Lab

Company

About

Blog

Careers

Press

Yaay!

So now its time to get your 1 year  
free .me domain

Checkout the document named

“How to get a free .me domain from namecheap”